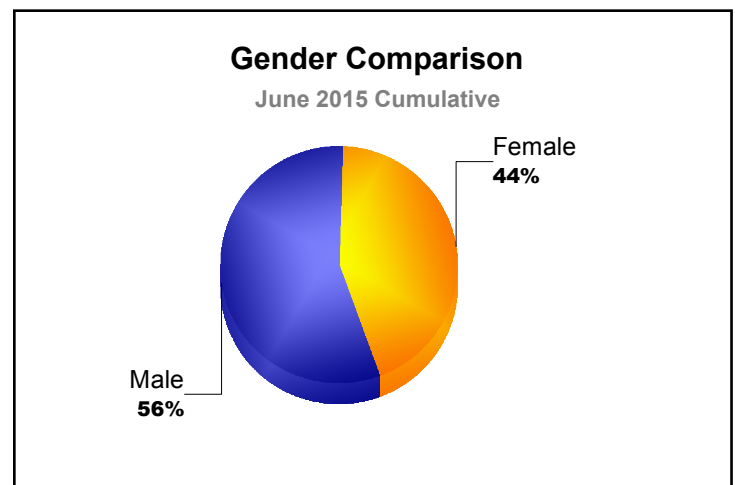
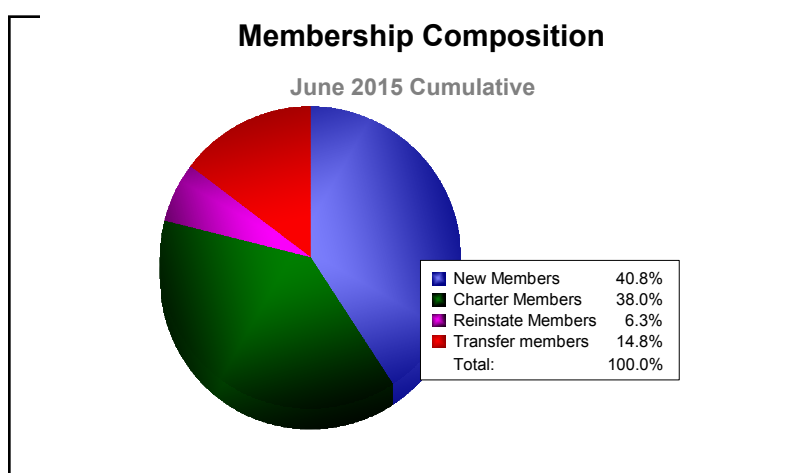
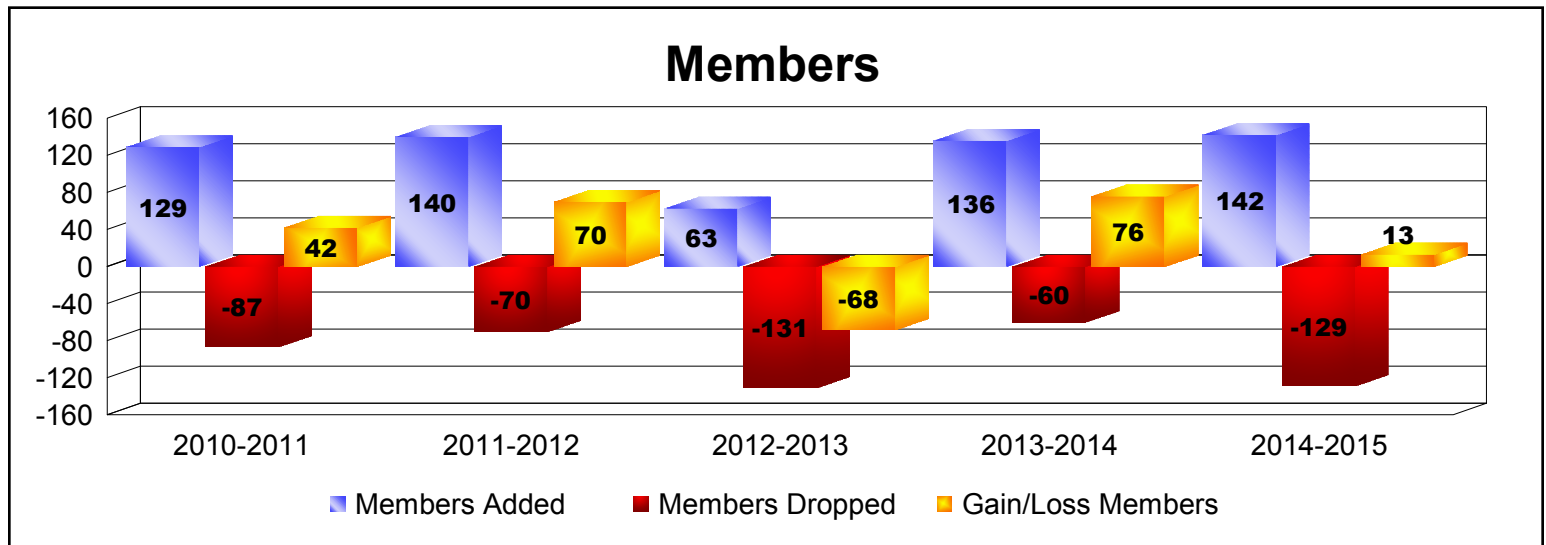
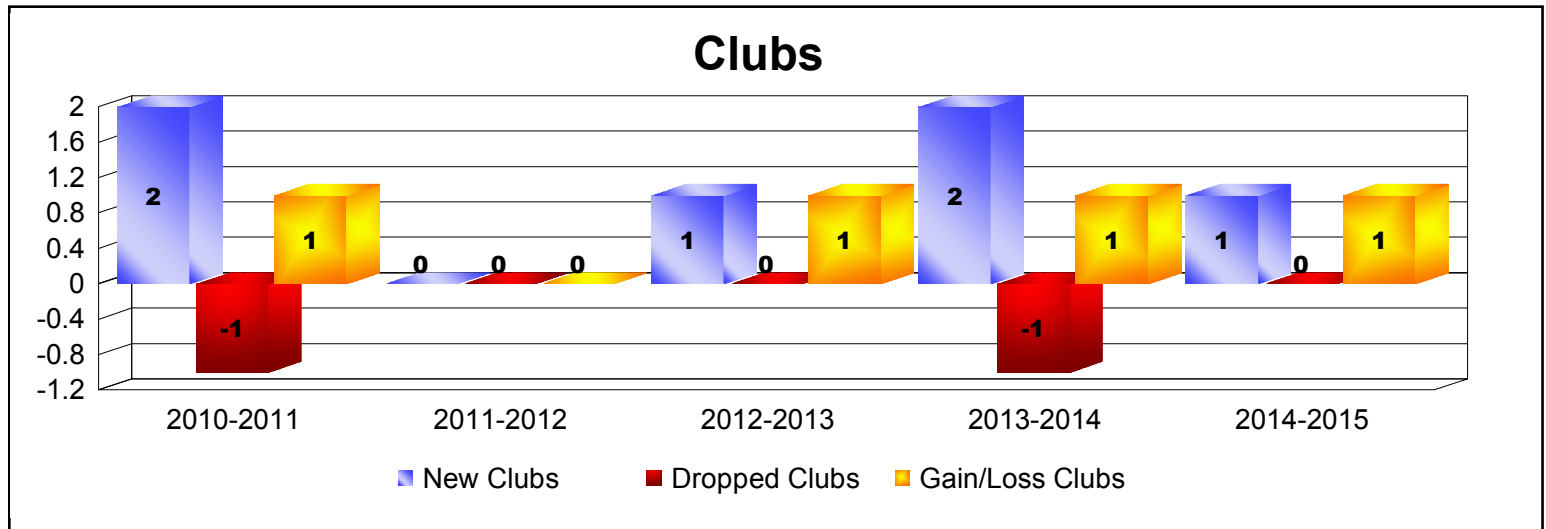
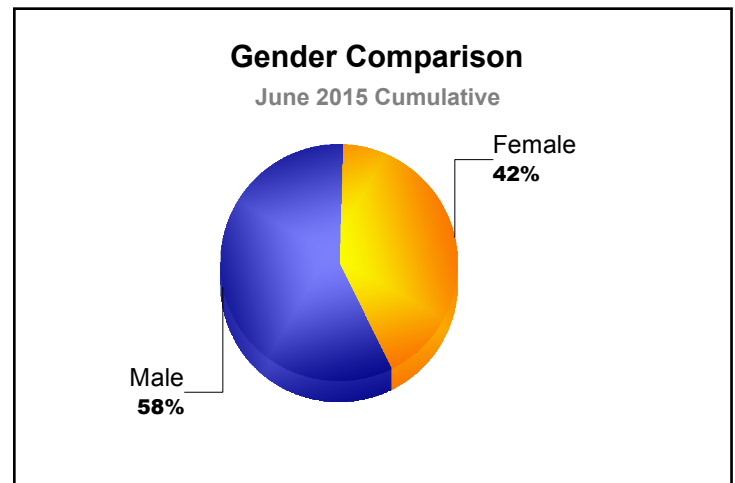
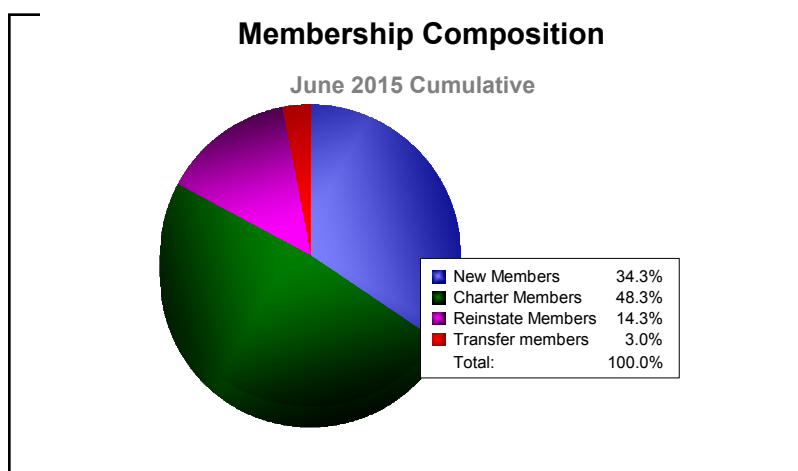
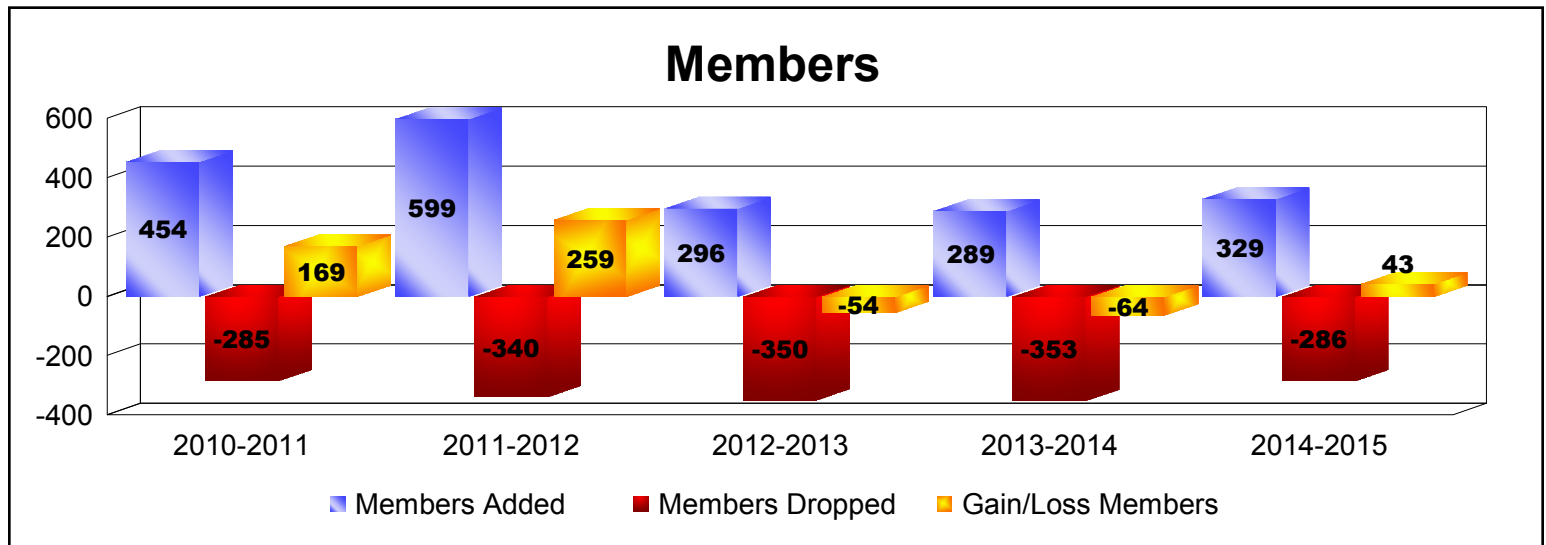
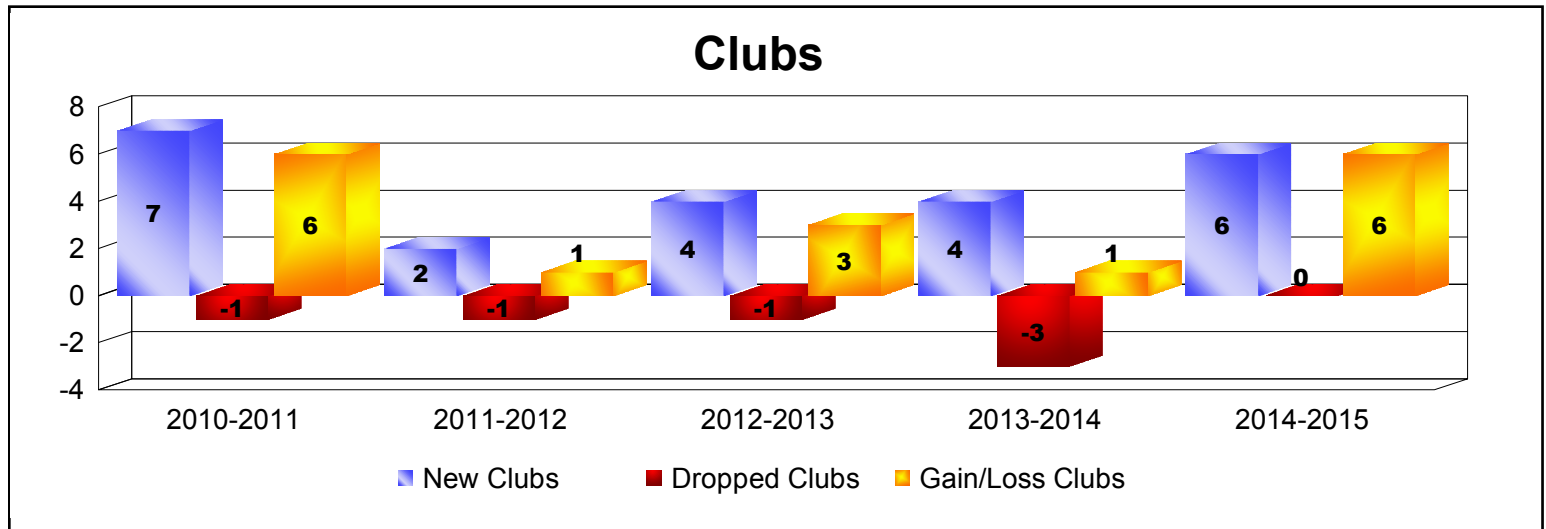


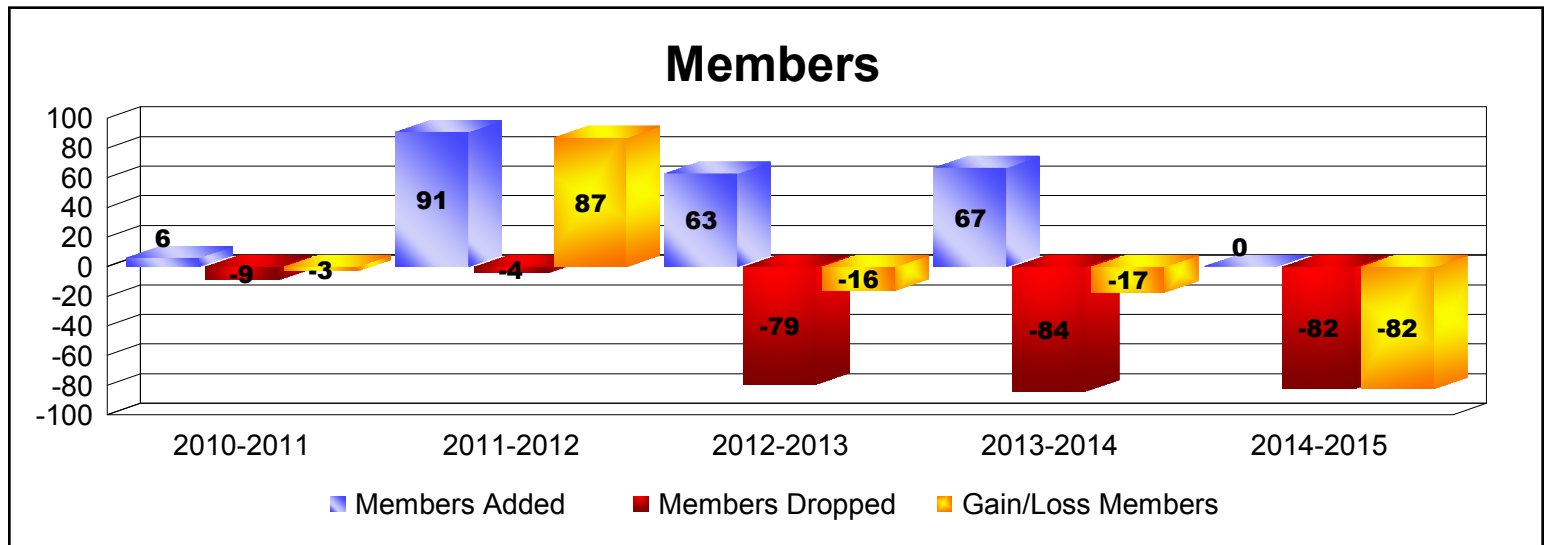
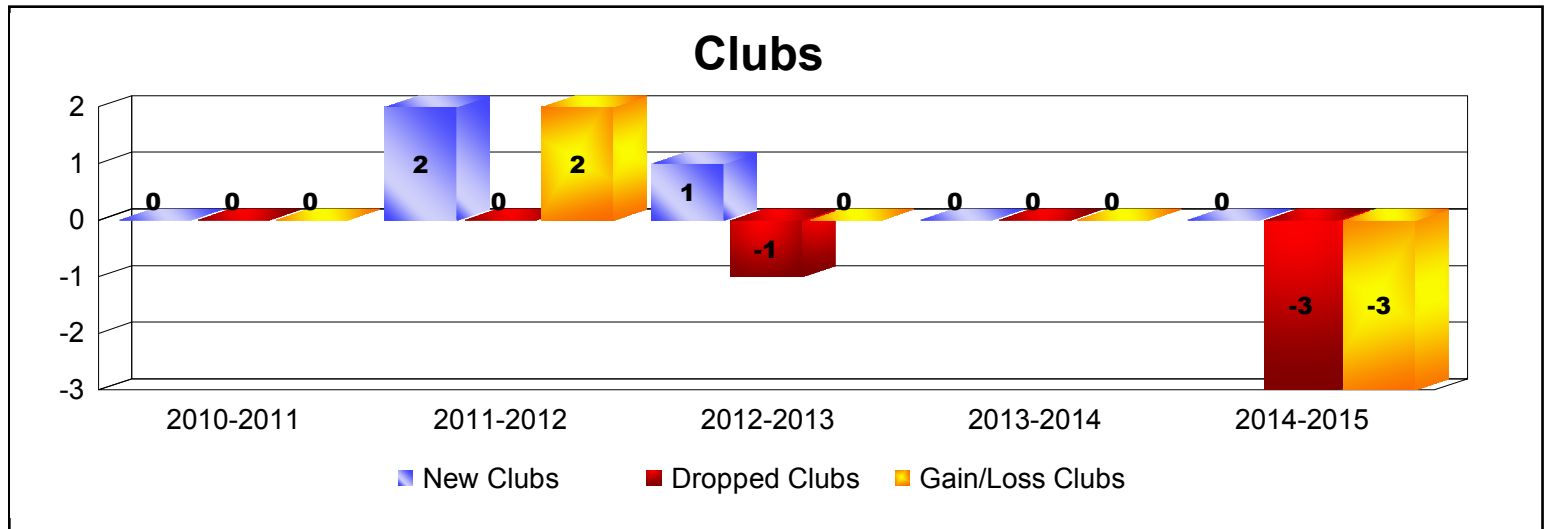
Year	New Clubs	Dropped Clubs	Gain/ Loss Clubs	New Members	Charter Members	Reinstate Members	Transfer Members	Total Member Added	Total Members Dropped	Gain/ Loss Members
2010-2011	2	-1	1	38	61	25	5	129	-87	42
2011-2012	0	0	0	86	27	15	12	140	-70	70
2012-2013	1	0	1	24	27	7	5	63	-131	-68
2013-2014	2	-1	1	48	66	16	6	136	-60	76
2014-2015	1	0	1	58	54	9	21	142	-129	13
<b>Average</b>	<b>1</b>	<b>0</b>	<b>1</b>	<b>51</b>	<b>47</b>	<b>14</b>	<b>10</b>	<b>122</b>	<b>-95</b>	<b>27</b>



Year	New Clubs	Dropped Clubs	Gain/ Loss Clubs	New Members	Charter Members	Reinstate Members	Transfer Members	Total Member Added	Total Members Dropped	Gain/ Loss Members
2010-2011	7	-1	6	226	179	40	9	454	-285	169
2011-2012	2	-1	1	451	72	57	19	599	-340	259
2012-2013	4	-1	3	140	94	47	15	296	-350	-54
2013-2014	4	-3	1	139	115	21	14	289	-353	-64
2014-2015	6	0	6	113	159	47	10	329	-286	43
<b>Average</b>	<b>5</b>	<b>-1</b>	<b>3</b>	<b>214</b>	<b>124</b>	<b>42</b>	<b>13</b>	<b>393</b>	<b>-323</b>	<b>71</b>



Year	New Clubs	Dropped Clubs	Gain/ Loss Clubs	New Members	Charter Members	Reinstate Members	Transfer Members	Total Member Added	Total Members Dropped	Gain/ Loss Members
2010-2011	0	0	0	6	0	0	0	6	-9	-3
2011-2012	2	0	2	39	52	0	0	91	-4	87
2012-2013	1	-1	0	6	22	35	0	63	-79	-16
2013-2014	0	0	0	1	38	28	0	67	-84	-17
2014-2015	0	-3	-3	0	0	0	0	0	-82	-82
<b>Average</b>	<b>1</b>	<b>-1</b>	<b>0</b>	<b>10</b>	<b>22</b>	<b>13</b>	<b>0</b>	<b>45</b>	<b>-52</b>	<b>-6</b>



#### Membership Composition

June 2015 Cumulative

New Members	0.0%
Charter Members	0.0%
Reinstate Members	0.0%
Transfer members	0.0%
<b>Total:</b>	<b>100.0%</b>

#### Gender Comparison

June 2015 Cumulative

